
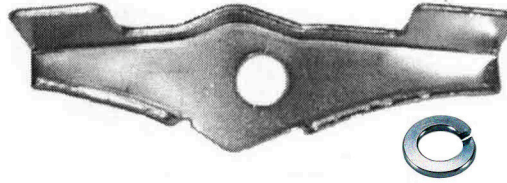


Caster City

Caster Model 9 - Top Lock Brake Kit - Installation Guide




Brake Shoe (Leg)



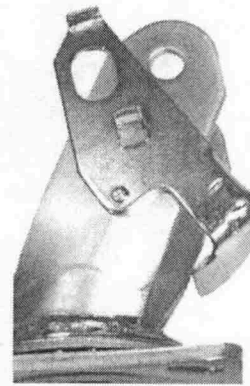
Brake Pedal w/
Lockwasher



Shouldered Axle & Nut




Step # 1
Line Up Guide Pin
with Brake Slot



Step # 2
Install Brake Shoe

Top of shoe may need to
be bent up or down
for different wheels



Step # 3
Install Wheel, Brake Shoe, Foot Pedal. Slip Lockwasher over the shoulder of the Axle and insert through entire assembly. Tighten Locknut.