



CASTER CITY

8635 Bright Angel Way
Las Vegas, NV 89149
800-501-3808

PART NO:

REVISIONS:

DATE	#	COMMENT	BY

Model G15 - 5" Swivel Caster

DIMENSIONS AND TOLERANCE ARE IN INCHES UNLESS SPECIFIED:

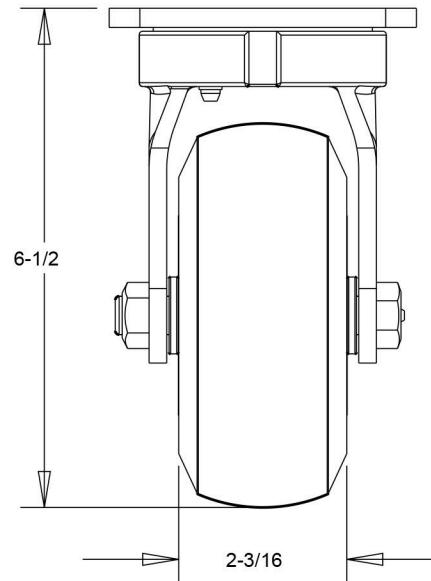
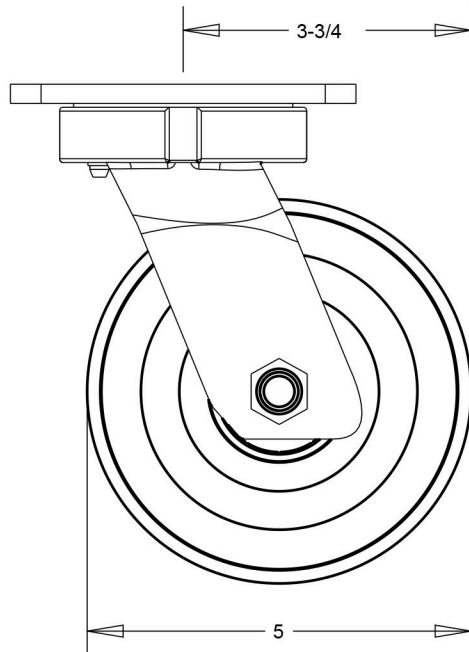
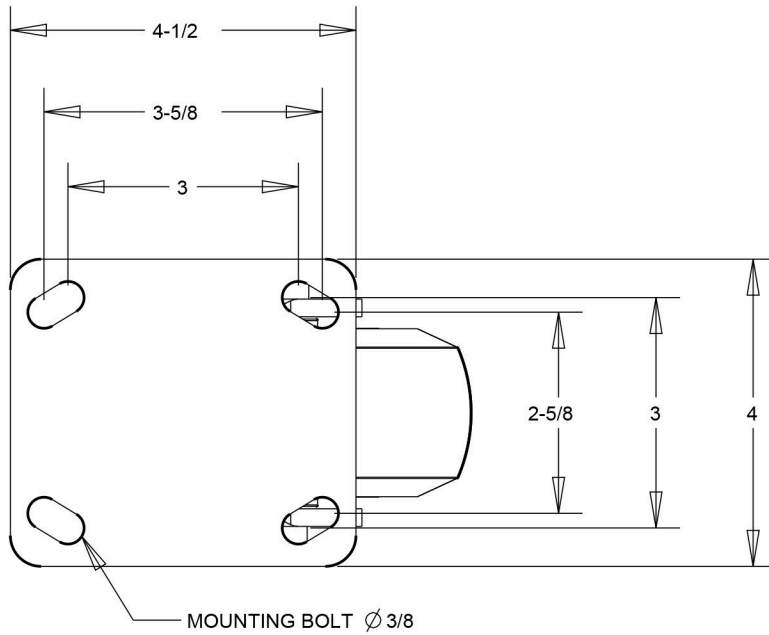
.X ±0.1 .XX ±0.06 .XXX ±0.03 FRACTION ±1/16 ANGLES ±1°

SPECIFICATIONS:

YOKE:

1. MATERIAL: HOT FORGED ASTM 1045 STEEL
2. TOP PLATE AND INNER RACEWAY INTEGRATED KINGPINLESS
3. PRECISION MACHINED AND INDUCTION HARDENED SEALED RACEWAY
4. 3/8" DIAMETER HRC45 STEEL BALL BEARINGS
5. GREASE FITTING IN SWIVEL RACEWAY
6. 1/2" ZERK AXLE AND NUT

DATE	05/20/2020
SCALE	
PAGE	1 OF 1
DRAWN BY	S.C.
APPROVED BY	L.C.



Capacity up to 2,000lbs depending on the wheel